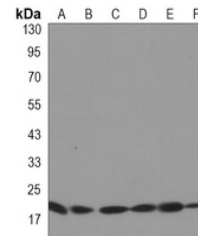


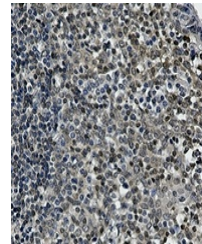
Product Datasheet

UBC9 antibody (orb1474419)

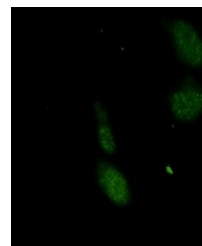
Description	Rabbit monoclonal antibody to UBC9
Species/Host	Rabbit
Reactivity	Human, Mouse, Rat
Conjugation	Unconjugated
Tested Applications	IF, IH, IP, WB
Immunogen	A synthetic peptide of human UBE2I/UBC9
Target	UBE2I
Preservatives	Liquid in 50mM Tris-Glycine (pH 7.4), 0.15M NaCl, 50% Glycerol, 0.01% Sodium azide and 0.05% rAlbumin.
Form/Appearance	Liquid in 50mM Tris-Glycine (pH 7.4), 0.15M NaCl, 50% Glycerol, 0.01% Sodium azide and 0.05% rAlbumin.
Storage	Maintain refrigerated at 2-8°C for up to 2 weeks. For long term storage store at -20°C in small aliquots to prevent freeze-thaw cycles.
Note	For research use only
Clonality	Monoclonal
Source	Rabbit
Uniprot ID	P63280 , P63279 , P63281
Entrez	102641751 , 25573 , 7329 , 22196
Dilution Range	WB (1/500 - 1/1000), IH (1/50 - 1/100), IF/IC (1/50 - 1/100), IP (1/10 - 1/50)
Expiration Date	12 months from date of receipt.



Western blot analysis of UBC9 expression...



Immunohistochemical analysis of UBC9 staining...



Immunofluorescent analysis of UBC9 staining...