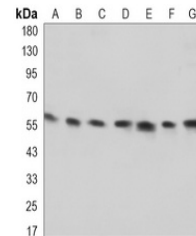


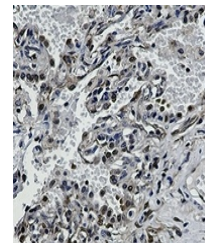
## Product Datasheet

### Visfatin antibody (orb1474417)

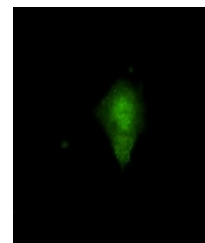
<b>Description</b>	Rabbit monoclonal antibody to Visfatin
<b>Species/Host</b>	Rabbit
<b>Reactivity</b>	Human, Mouse, Rat
<b>Conjugation</b>	Unconjugated
<b>Tested Applications</b>	IF, IH, IP, WB
<b>Immunogen</b>	A synthetic peptide of human Visfatin
<b>Target</b>	NAMPT
<b>Preservatives</b>	Liquid in 50mM Tris-Glycine (pH 7.4), 0.15M NaCl, 50% Glycerol, 0.01% Sodium azide and 0.05% rAlbumin.
<b>Form/Appearance</b>	Liquid in 50mM Tris-Glycine (pH 7.4), 0.15M NaCl, 50% Glycerol, 0.01% Sodium azide and 0.05% rAlbumin.
<b>Storage</b>	Maintain refrigerated at 2-8°C for up to 2 weeks. For long term storage store at -20°C in small aliquots to prevent freeze-thaw cycles.
<b>Note</b>	For research use only
<b>Clonality</b>	Monoclonal
<b>Source</b>	Rabbit
<b>Uniprot ID</b>	<a href="#">P43490</a> , <a href="#">Q80Z29</a> , <a href="#">Q99KQ4</a>
<b>Entrez</b>	<a href="#">10135</a> , <a href="#">59027</a> , <a href="#">297508</a>
<b>Dilution Range</b>	WB (1/500 - 1/1000), IH (1/50 - 1/100), IF/IC (1/50 - 1/100), IP (1/10 - 1/50)
<b>Expiration Date</b>	12 months from date of receipt.



Western blot analysis of Visfatin expres...



Immunohistochemical analysis of Visfatin...



Immunofluorescent analysis of Visfatin S...