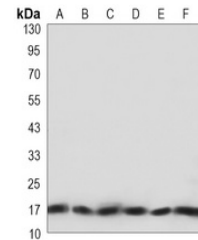


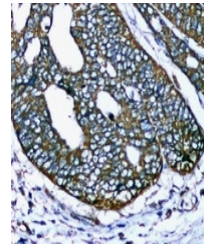
Product Datasheet

COX4-1 antibody (orb1474397)

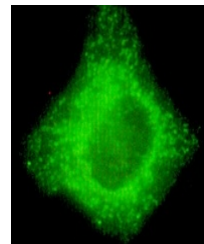
Description	Mouse monoclonal antibody to COX4-1
Species/Host	Mouse
Reactivity	Goat, Hamster, Human, Mouse, Primate, Rat
Conjugation	Unconjugated
Tested Applications	FC, IF, IH, IP, WB
Immunogen	A synthetic peptide corresponding to carboxyl terminal residues of human COX IV
Target	COX4I1
Preservatives	Liquid in PBS containing 50% glycerol, 0.5% rAlbumin and 0.02% sodium azide, pH 7.3.
Form/Appearance	Liquid in PBS containing 50% glycerol, 0.5% rAlbumin and 0.02% sodium azide, pH 7.3.
Storage	Maintain refrigerated at 2-8°C for up to 2 weeks. For long term storage store at -20°C in small aliquots to prevent freeze-thaw cycles.
Note	For research use only
Clonality	Monoclonal
Source	Mouse
Uniprot ID	P10888 , P19783 , P13073
Entrez	29445 , 12857 , 1327
Dilution Range	WB (1/500 - 1/1000), IH (1/50 - 1/100), IF/IC (1/50 - 1/100), IP (1/10 - 1/50), FC (1/50 - 1/100)
Expiration Date	12 months from date of receipt.



Western blot analysis of COX4-1 expressi...



Immunohistochemical analysis of COX4-1 S...



Immunofluorescent analysis of COX4-1 sta...