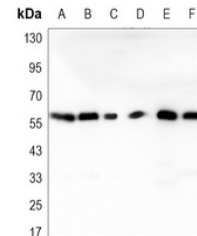


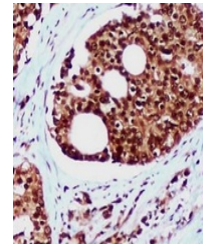
## Product Datasheet

### RAD23B antibody (orb1474301)

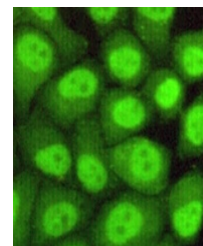
<b>Description</b>	Mouse monoclonal antibody to RAD23B
<b>Species/Host</b>	Mouse
<b>Reactivity</b>	Hamster, Human, Mouse, Primate, Rat
<b>Conjugation</b>	Unconjugated
<b>Tested Applications</b>	IF, IH, WB
<b>Immunogen</b>	Purified recombinant human hHR23b protein fragments expressed in E.coli.
<b>Target</b>	RAD23B
<b>Preservatives</b>	Liquid in PBS containing 50% glycerol, 0.5% rAlbumin and 0.02% sodium azide, pH 7.3.
<b>Form/Appearance</b>	Liquid in PBS containing 50% glycerol, 0.5% rAlbumin and 0.02% sodium azide, pH 7.3.
<b>Storage</b>	Maintain refrigerated at 2-8°C for up to 2 weeks. For long term storage store at -20°C in small aliquots to prevent freeze-thaw cycles.
<b>Note</b>	For research use only
<b>Clonality</b>	Monoclonal
<b>Source</b>	Mouse
<b>Uniprot ID</b>	<a href="#">Q4KMA2</a> , <a href="#">P54728</a> , <a href="#">P54727</a>
<b>Entrez</b>	<a href="#">298012</a> , <a href="#">19359</a> , <a href="#">5887</a>
<b>Dilution Range</b>	WB (1/500 - 1/1000), IH (1/50 - 1/100), IF/IC (1/50 - 1/100)
<b>Expiration Date</b>	12 months from date of receipt.



Western blot analysis of RAD23B expressi...



Immunohistochemical analysis of RAD23B S...



Immunofluorescent analysis of RAD23B sta...