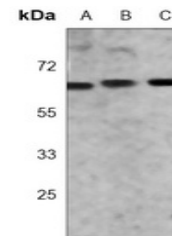


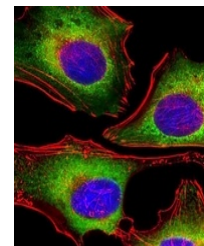
Product Datasheet

ZAP70 antibody (orb1473894)

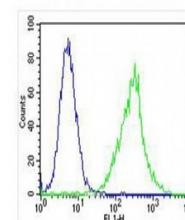
Description	Mouse monoclonal antibody to ZAP70
Species/Host	Mouse
Reactivity	Human, Mouse
Conjugation	Unconjugated
Tested Applications	FC, IF, WB
Immunogen	Recombinant fusion protein of human ZAP70. The exact sequence is proprietary.
Target	ZAP70
Preservatives	Mouse IgG2a kappa. Liquid in PBS, pH 7.3, 30% glycerol, and 0.01% sodium azide.
Form/Appearance	Mouse IgG2a kappa. Liquid in PBS, pH 7.3, 30% glycerol, and 0.01% sodium azide.
Storage	Maintain refrigerated at 2-8°C for up to 2 weeks. For long term storage store at -20°C in small aliquots to prevent freeze-thaw cycles.
Note	For research use only
Clonality	Monoclonal
Source	Mouse
Uniprot ID	P43403 , P43404
Entrez	7535 , 22637
Dilution Range	WB (1/500 - 1/1000), IF/IC (1/10 - 1/50), FC (1/10 - 1/50)
Expiration Date	12 months from date of receipt.



Western blot analysis of ZAP70 expression...



Immunofluorescent analysis of ZAP70 staining...



Flow cytometric analysis of Jurkat cells...