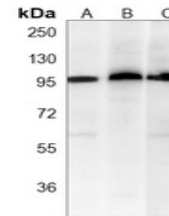


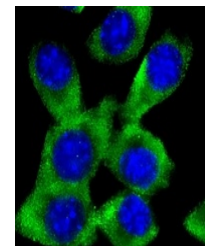
## Product Datasheet

### c-FER antibody (orb1473823)

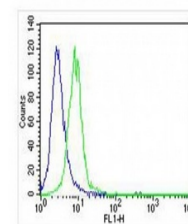
<b>Description</b>	Mouse monoclonal antibody to c-FER
<b>Species/Host</b>	Mouse
<b>Reactivity</b>	Mouse
<b>Conjugation</b>	Unconjugated
<b>Tested Applications</b>	FC, IF, WB
<b>Immunogen</b>	Recombinant fusion protein of human c-FER. The exact sequence is proprietary.
<b>Target</b>	FER
<b>Preservatives</b>	Mouse IgG2a kappa. Liquid in PBS, pH 7.3, 30% glycerol, and 0.01% sodium azide.
<b>Form/Appearance</b>	Mouse IgG2a kappa. Liquid in PBS, pH 7.3, 30% glycerol, and 0.01% sodium azide.
<b>Storage</b>	Maintain refrigerated at 2-8°C for up to 2 weeks. For long term storage store at -20°C in small aliquots to prevent freeze-thaw cycles.
<b>Note</b>	For research use only
<b>Clonality</b>	Monoclonal
<b>Source</b>	Mouse
<b>Uniprot ID</b>	<a href="#">P70451</a>
<b>Entrez</b>	<a href="#">14158</a>
<b>Dilution Range</b>	WB (1/500 - 1/2000), IF/IC (1/10 - 1/50), FC (1/10 - 1/50)
<b>Expiration Date</b>	12 months from date of receipt.



Western blot analysis of c-FER expression...



Immunofluorescent analysis of c-FER staining...



Flow cytometric analysis of NIH3T3 cells...