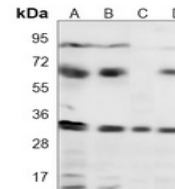


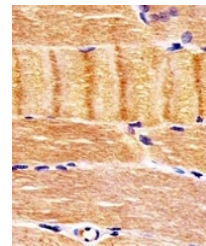
Product Datasheet

CDK5 antibody (orb1473817)

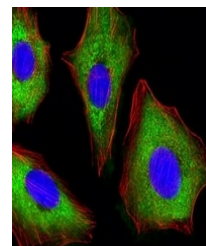
Description	Mouse monoclonal antibody to CDK5
Species/Host	Mouse
Reactivity	Human, Mouse
Conjugation	Unconjugated
Tested Applications	FC, IF, IH, WB
Immunogen	Recombinant fusion protein of human CDK5. The exact sequence is proprietary.
Target	CDK5
Preservatives	Mouse IgG1 kappa. Liquid in PBS, pH 7.3, 30% glycerol, and 0.01% sodium azide.
Form/Appearance	Mouse IgG1 kappa. Liquid in PBS, pH 7.3, 30% glycerol, and 0.01% sodium azide.
Storage	Shipped at 4°C. Upon delivery aliquot and store at -20°C for one year. Avoid freeze/thaw cycles.
Note	For research use only
Clonality	Monoclonal
Source	Mouse
Uniprot ID	Q00535 , P49615
Entrez	1020 , 12568
Dilution Range	WB (1/500 - 1/1000), IH (1/50 - 1/200), IF/IC (1/10 - 1/50), FC (1/10 - 1/50)
Expiration Date	12 months from date of receipt.



Western blot analysis of CDK5 expression...



Immunohistochemical analysis of CDK5 staining...



Immunofluorescent analysis of CDK5 staining...