


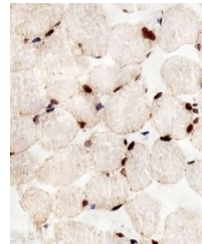
Product Datasheet

PPAR alpha antibody (orb1473799)

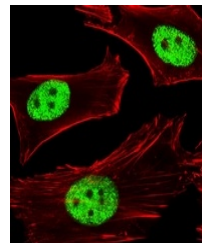
Description	Mouse monoclonal antibody to PPAR alpha
Species/Host	Mouse
Reactivity	Human, Mouse
Conjugation	Unconjugated
Tested Applications	FC, IF, IH, WB
Immunogen	Recombinant fusion protein of human PPAR alpha. The exact sequence is proprietary.
Target	PPARA
Preservatives	Mouse IgG1 kappa. Liquid in PBS, pH 7.3, 30% glycerol, and 0.01% sodium azide.
Form/Appearance	Mouse IgG1 kappa. Liquid in PBS, pH 7.3, 30% glycerol, and 0.01% sodium azide.
Storage	Maintain refrigerated at 2-8°C for up to 2 weeks. For long term storage store at -20°C in small aliquots to prevent freeze-thaw cycles.
Note	For research use only
Clonality	Monoclonal
Source	Mouse
Uniprot ID	P23204 , Q07869
Entrez	19013 , 5465
Dilution Range	WB (1/500 - 1/1000), IH (1/50 - 1/200), IF/IC (1/10 - 1/50), FC (1/10 - 1/50)
Expiration Date	12 months from date of receipt.



Western blot analysis of PPAR alpha expr...



Immunohistochemical analysis of PPAR alp...



Immunofluorescent analysis of PPAR alpha...