


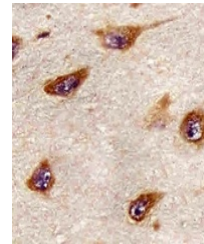
Product Datasheet

ATG4A antibody (orb1473718)

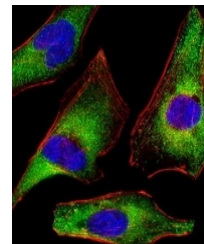
Description	Mouse monoclonal antibody to ATG4A
Species/Host	Mouse
Reactivity	Human
Conjugation	Unconjugated
Tested Applications	FC, IF, IH, WB
Immunogen	Recombinant fusion protein of human ATG4A. The exact sequence is proprietary.
Target	ATG4A
Preservatives	Mouse IgG2b kappa. Liquid in PBS, pH 7.3, 30% glycerol, and 0.01% sodium azide.
Form/Appearance	Mouse IgG2b kappa. Liquid in PBS, pH 7.3, 30% glycerol, and 0.01% sodium azide.
Storage	Maintain refrigerated at 2-8°C for up to 2 weeks. For long term storage store at -20°C in small aliquots to prevent freeze-thaw cycles.
Note	For research use only
Clonality	Monoclonal
Source	Mouse
Uniprot ID	Q8WYN0
Entrez	115201
Dilution Range	WB (1/500 - 1/1000), IH (1/50 - 1/200), IF/IC (1/10 - 1/50), FC (1/10 - 1/50)
Expiration Date	12 months from date of receipt.



Western blot analysis of ATG4A expressio...



Immunohistochemical analysis of ATG4A st...



Immunofluorescent analysis of ATG4A stai...