


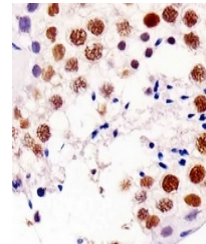
Product Datasheet

RAP1A antibody (orb1473652)

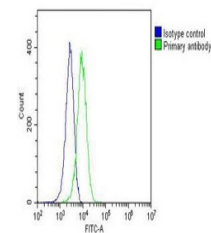
Description	Mouse monoclonal antibody to RAP1A
Species/Host	Mouse
Reactivity	Human
Conjugation	Unconjugated
Tested Applications	FC, IH, WB
Immunogen	Recombinant fusion protein of human RAP1A. The exact sequence is proprietary.
Target	TERF2IP
Preservatives	Mouse IgG1 kappa. Liquid in PBS, pH 7.3, 30% glycerol, and 0.01% sodium azide.
Form/Appearance	Mouse IgG1 kappa. Liquid in PBS, pH 7.3, 30% glycerol, and 0.01% sodium azide.
Storage	Shipped at 4°C. Upon delivery aliquot and store at -20°C for one year. Avoid freeze/thaw cycles.
Note	For research use only
Clonality	Monoclonal
Source	Mouse
Uniprot ID	Q9NYB0
Entrez	54386
Dilution Range	WB (1/500 - 1/1000), IH (1/50 - 1/200), FC (1/10 - 1/50)
Expiration Date	12 months from date of receipt.



Western blot analysis of RAP1A expressio...



Immunohistochemical analysis of RAP1A st...



Flow cytometric analysis of HeLa cells u...