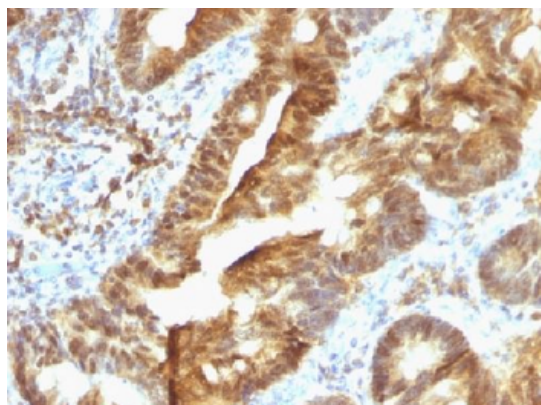


Product Datasheet

Anti-TDP2 / EAPII Antibody (orb1461122)

Description	Mouse monoclonal antibody to EAPII
Species/Host	Mouse
Reactivity	Human
Conjugation	Unconjugated
Tested Applications	FC, IF, IHC-P
Storage	Maintain refrigerated at 2-8°C for up to 2 weeks. For long term storage store at -20°C in small aliquots to prevent freeze-thaw cycles
Note	For research use only
Clonality	Monoclonal
Clone Number	TDP2/1258
Uniprot ID	O95551
Expiration Date	12 months from date of receipt.



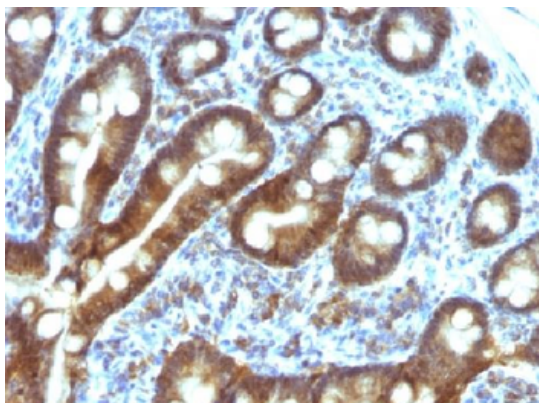
Formalin-paraffin human Colon Carcinoma stained with TDP2 MAb (TDP2/1258)

Biorbyt Ltd.

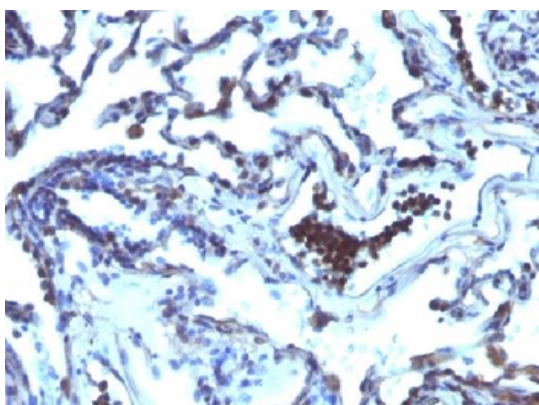
7 Signet Court, Swann's Road,
Cambridge, CB5 8LA, United Kingdom
Email: info@biorbyt.com, support@biorbyt.com
Phone: [+44 \(0\) 1223 859-353](tel:+44(0)1223859353) | Fax: [+1 \(415\) 651-8558](tel:+1(415)6518558)

Biorbyt LLC.

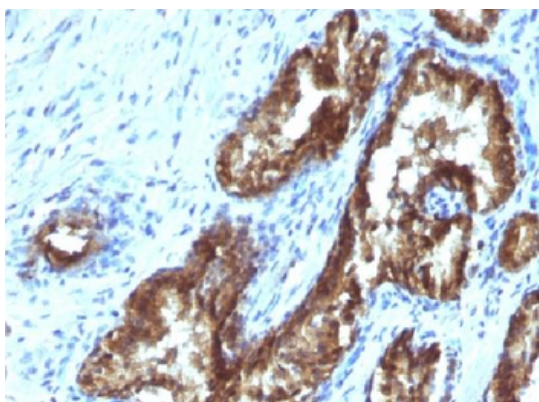
68 TW Alexander Drive,
Durham, NC, 27713, United States
Email: info@biorbyt.com, support@biorbyt.com
Phone: [+1 \(415\) 906-5211](tel:+1(415)9065211) | Fax: [+1 \(415\) 651-8558](tel:+1(415)6518558)



Formalin-paraffin human Duodenal Carcinoma stained with TDP2 MAb (TDP2/1258)



Formalin-paraffin human Lung Carcinoma stained with TDP2 MAb (TDP2/1258)



Formalin-paraffin human Prostate Carcinoma stained with TDP2 MAb (TDP2/1258)

Biorbyt Ltd.

7 Signet Court, Swann's Road,
Cambridge, CB5 8LA, United Kingdom
Email: info@biorbyt.com, support@biorbyt.com
Phone: [+44 \(0\) 1223 859-353](tel:+44(0)1223859353) | Fax: [+1 \(415\) 651-8558](tel:+1(415)6518558)

Biorbyt LLC.

68 TW Alexander Drive,
Durham, NC, 27713, United States
Email: info@biorbyt.com, support@biorbyt.com
Phone: [+1 \(415\) 906-5211](tel:+1(415)9065211) | Fax: [+1 \(415\) 651-8558](tel:+1(415)6518558)