

Product Datasheet

FZD1 Antibody (Center) (orb1431431)

Description	Rabbit polyclonal antibody to FZD1.
Species/Host	Rabbit
Reactivity	Human
Conjugation	Unconjugated
Tested Applications	FC, IHC-P, WB
Immunogen	Synthetic Peptide
Target	FZD1
Form/Appearance	Purified polyclonal antibody supplied in PBS with 0.09% (W/V) sodium azide. This antibody is prepared by Saturated Ammonium Sulfate (SAS) precipitation followed by dialysis against PBS.
Storage	Maintain refrigerated at 2-8°C for up to 2 weeks. For long term storage store at -20°C in small aliquots to prevent freeze-thaw cycles
Note	For research use only
Isotype	Rabbit IgG
Clonality	Polyclonal
Clone Number	RB14325
MW	71158
Uniprot ID	Q9UP38
NCBI	NP_003496.1
Dilution Range	WB: 1:1000, IHC-P: 1:10~50, FC: 1:10~50

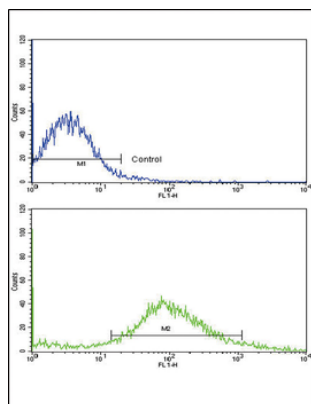
Biorbyt Ltd.

7 Signet Court, Swann's Road,
Cambridge, CB5 8LA, United Kingdom
Email: info@biorbyt.com, support@biorbyt.com
Phone: [+44 \(0\) 1223 859-353](tel:+44(0)1223859353) | Fax: [+1 \(415\) 651-8558](tel:+1(415)6518558)

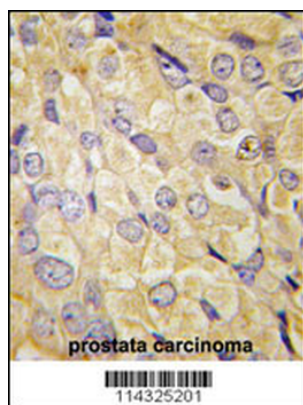
Biorbyt LLC.

68 TW Alexander Drive,
Durham, NC, 27713, United States
Email: info@biorbyt.com, support@biorbyt.com
Phone: [+1 \(415\) 906-5211](tel:+1(415)9065211) | Fax: [+1 \(415\) 651-8558](tel:+1(415)6518558)

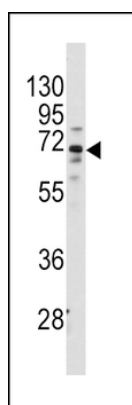
Expiration Date 12 months from date of receipt.



Flow cytometric analysis of NCI-H292 cells using FZD1 Antibody (Center) (bottom histogram) compared to a negative control cell (top histogram). FITC-conjugated goat-anti-rabbit secondary antibodies were used for the analysis.



Formalin-fixed and paraffin-embedded human prostate carcinoma tissue reacted with FZD1 antibody (Center), which was peroxidase-conjugated to the secondary antibody, followed by DAB staining. This data demonstrates the use of this antibody for immunohistochemistry; clinical relevance has not been evaluated.



Western blot analysis of anti-FZD1 Antibody (center) in HeLa cell line lysates (35 ug/lane). FZD1 (arrow) was detected using the purified Pab.

Biorbyt Ltd.

7 Signet Court, Swann's Road,
Cambridge, CB5 8LA, United Kingdom
Email: info@biorbyt.com, support@biorbyt.com
Phone: [+44 \(0\) 1223 859-353](tel:+44(0)1223859353) | Fax: [+1 \(415\) 651-8558](tel:+1(415)6518558)

Biorbyt LLC.

68 TW Alexander Drive,
Durham, NC, 27713, United States
Email: info@biorbyt.com, support@biorbyt.com
Phone: [+1 \(415\) 906-5211](tel:+1(415)9065211) | Fax: [+1 \(415\) 651-8558](tel:+1(415)6518558)