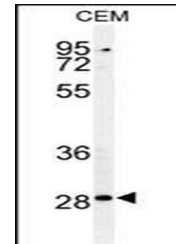


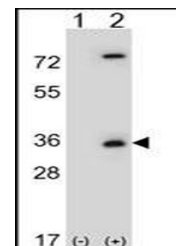
Product Datasheet

CASP3 (Asp175) antibody (orb1430640)

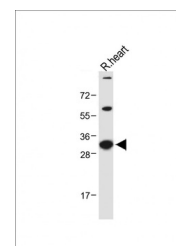
Description	Rabbit polyclonal antibody to CASP3 (Asp175).
Species/Host	Rabbit
Reactivity	Human, Rat
Conjugation	Unconjugated
Tested Applications	FC, IHC-P, WB
Immunogen	Synthetic Peptide
Target	CASP3
Form/Appearance	Purified polyclonal antibody supplied in PBS with 0.09% (W/V) sodium azide. This antibody is purified through a protein A column, followed by peptide affinity purification.
Storage	Maintain refrigerated at 2-8°C for up to 2 weeks. For long term storage store at -20°C in small aliquots to prevent freeze-thaw cycles
Note	For research use only
Isotype	Rabbit IgG
Clonality	Polyclonal
MW	31608
Uniprot ID	P42574
NCBI	NP_116786.1 , NP_004337.2
Dilution Range	WB: 1:1000, WB: 1:1000, WB: 1:1000, WB: 1:1000-1:2000, IHC-P: 1:50~100, FC: 1:10~50
Expiration Date	12 months from date of receipt.



Western blot analysis of CASP3 (Asp175) ...



Western blot analysis of CASP3 (arrow) u...



Western blot: Anti-CASP3(Asp175) Antibody...