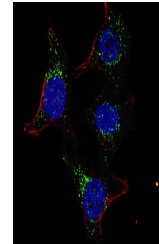


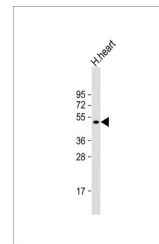
## Product Datasheet

### PDK4 antibody (orb1429323)

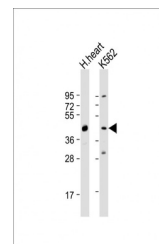
<b>Description</b>	Rabbit polyclonal antibody to PDK4.
<b>Species/Host</b>	Rabbit
<b>Reactivity</b>	Human, Mouse
<b>Conjugation</b>	Unconjugated
<b>Tested Applications</b>	IF, IHC-P, WB
<b>Immunogen</b>	Synthetic Peptide
<b>Target</b>	PDK4
<b>Form/Appearance</b>	Purified polyclonal antibody supplied in PBS with 0.09% (W/V) sodium azide. This antibody is purified through a protein A column, followed by peptide affinity purification.
<b>Storage</b>	Maintain refrigerated at 2-8°C for up to 2 weeks. For long term storage store at -20°C in small aliquots to prevent freeze-thaw cycles
<b>Note</b>	For research use only
<b>Isotype</b>	Rabbit IgG
<b>Clonality</b>	Polyclonal
<b>MW</b>	46469
<b>Uniprot ID</b>	<a href="#">Q16654</a>
<b>NCBI</b>	<a href="#">NP_002603.1</a>
<b>Dilution Range</b>	IF: 1:100, WB: 1:2000, WB: 1:2000, WB: 1:2000, IHC-P: 1:10~50, IHC-P: 1:25
<b>Expiration Date</b>	12 months from date of receipt.



Fluorescent confocal image of HeLa cells...



Western blot:Anti-PDK4 Antibody (C-term)...



Western blot:All lanes:Anti-PDK4 Antibod...