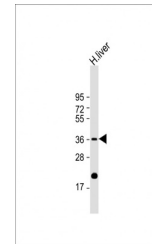


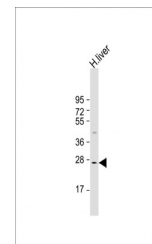
## Product Datasheet

### IGFBP3 (S183) antibody (orb1428643)

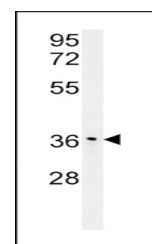
<b>Description</b>	Rabbit polyclonal antibody to IGFBP3 (S183).
<b>Species/Host</b>	Rabbit
<b>Reactivity</b>	Hamster, Human, Mouse
<b>Conjugation</b>	Unconjugated
<b>Tested Applications</b>	WB
<b>Immunogen</b>	Synthetic Peptide
<b>Target</b>	IGFBP3
<b>Form/Appearance</b>	Purified polyclonal antibody supplied in PBS with 0.09% (W/V) sodium azide. This antibody is purified through a protein A column, followed by peptide affinity purification.
<b>Storage</b>	Maintain refrigerated at 2-8°C for up to 2 weeks. For long term storage store at -20°C in small aliquots to prevent freeze-thaw cycles
<b>Note</b>	For research use only
<b>Isotype</b>	Rabbit IgG
<b>Clonality</b>	Polyclonal
<b>MW</b>	31674
<b>Uniprot ID</b>	<a href="#">P17936</a>
<b>NCBI</b>	<a href="#">NP_000589.2</a> , <a href="#">NP_001013416.1</a>
<b>Dilution Range</b>	WB: 1:1000, WB: 1:1000, WB: 1:1000, WB: 1:1000
<b>Expiration Date</b>	12 months from date of receipt.



Western blot: Anti-IGFBP-3 Antibody at 1:...



Western blot: Anti-IGFBP-3-S183 Antibody ...



Western blot analysis of mouse stomach t...