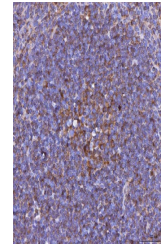


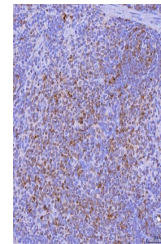
Product Datasheet

LIGHT/Tnfsf14 Antibody (orb1402146)

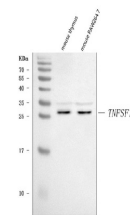
Description	LIGHT/Tnfsf14 Antibody
Species/Host	Rabbit
Reactivity	Mouse, Rat
Conjugation	Unconjugated
Tested Applications	ELISA, FC, IHC, WB
Immunogen	E.coli-derived mouse LIGHT/Tnfsf14 recombinant protein (Position: M1-V239).
Form/Appearance	Lyophilized
Concentration	Adding 0.2 ml of distilled water will yield a concentration of 500 µg/ml.
Storage	At -20°C for one year from date of receipt. After reconstitution, at 4°C for one month. It can also be aliquotted and stored frozen at -20°C for six months. Avoid repeated freezing and thawing.
Note	For research use only
Application notes	Tested Species: In-house tested species with positive results. Other applications have not been tested. Optimal dilutions should be determined by end users. Adding 0.2 ml of distilled water will yield a concentration of 500 µg/ml.
Isotype	Rabbit IgG
Clonality	Polyclonal
MW	30 kDa
Uniprot ID	Q9QYH9
Expiration Date	12 months from date of receipt.



IHC analysis of LIGHT/Tnfsf14 using anti...



IHC analysis of LIGHT/Tnfsf14 using anti...



Western blot analysis of LIGHT/Tnfsf14 u...