
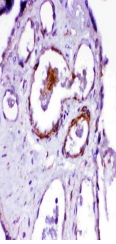
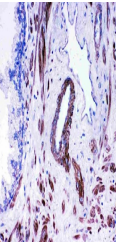

Product Datasheet

Angiotensin Converting Enzyme 1/ACE Antibody (orb137993)

Description	Angiotensin Converting Enzyme 1/ACE Antibody	1 2 3
Species/Host	Rabbit	
Reactivity	Human	Western blot analysis using Anti-ACE ant...
Conjugation	Unconjugated	
Tested Applications	IHC, WB	
Immunogen	A synthetic peptide corresponding to a sequence in the middle region of human Angiotensin Converting Enzyme 1 (702-715aa TQARKFDVNQLQNT).	
Form/Appearance	Lyophilized	
Concentration	Adding 0.2 ml of distilled water will yield a concentration of 500 µg/ml.	
Storage	Store at -20°C for one year from date of receipt. After reconstitution, at 4°C for one month. It can also be aliquotted and stored frozen at -20°C for six months. Avoid repeated freeze-thaw cycles.	
Note	For research use only	
Application notes	Tested Species: In-house tested species with positive results. Predicted Species: Species predicted to be fit for the product based on sequence similarities. By Heat: Boiling the paraffin sections in 10mM citrate buffer, pH6.0, for 20mins is required for the staining of formalin/paraffin sections. Other applications have not been tested. Optimal dilutions should be determined by end users. . Add 0.2ml of distilled water will yield a concentration of 500ug/ml.	IHC(P) analysis of Human Placenta Tissue...
Isotype	Rabbit IgG	
Clonality	Polyclonal	
MW	149715 MW	
Uniprot ID	P12821	
Expiration Date	12 months from date of receipt.	