
Product Datasheet

Adiponectin/ADIPOQ Antibody (orb137986)

Description

Adiponectin/ADIPOQ Antibody

Species/Host

Rabbit

Reactivity

Human, Mouse, Rat

Conjugation

Unconjugated

Tested Applications

ELISA, IHC, WB

Immunogen

A synthetic peptide corresponding to a sequence at the C-terminus of human ADIPOQ (224-244aa LYADNDNDSTFTGFLLYHDTN), different from the related mouse and rat sequences by one amino acid.

Form/Appearance

Lyophilized

Concentration

Adding 0.2 ml of distilled water will yield a concentration of 500 µg/ml.

Storage

Store at -20°C for one year from date of receipt. After reconstitution, at 4°C for one month. It can also be aliquotted and stored frozen at -20°C for six months. Avoid repeated freeze-thaw cycles.

Note

For research use only

Application notes

WB: The detection limit for ADIPOQ is approximately 1ng/lane under reducing conditions. Tested Species: In-house tested species with positive results. Predicted Species: Species predicted to be fit for the product based on sequence similarities. By Heat: Boiling the paraffin sections in 10mM citrate buffer, pH6.0, for 20mins is required for the staining of formalin/paraffin sections. Other applications have not been tested. Optimal dilutions should be determined by end users. . Add 0.2ml of distilled water will yield a concentration of 500ug/ml.

Isotype

Rabbit IgG

Clonality

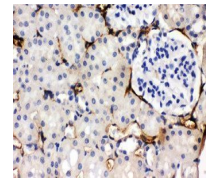
Polyclonal

MW

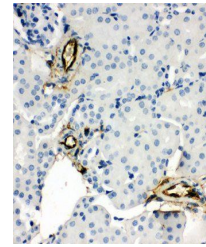
26414 MW

Uniprot ID
[Q15848](https://www.uniprot.org/entry/Q15848)
Expiration Date

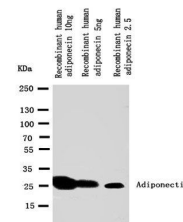
12 months from date of receipt.



Immunohistochemical analysis of formalin...



Immunohistochemical analysis of formalin...



Western blot analysis of Lane 1: Recombi...