
Product Datasheet

Hyaluronidase-1 HYAL1 Antibody (orb137952)

Description

Hyaluronidase-1 HYAL1 Antibody


Species/Host

Rabbit

Reactivity

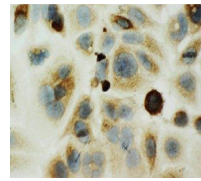
Human, Monkey, Mouse, Rat

Conjugation

Unconjugated

Tested

ICC, IHC, WB

Applications


Confocal immunofluorescence analysis of ...

Immunogen

A synthetic peptide corresponding to a sequence at the N-terminus of human HYAL1 (32-47aa FTTVWNANTQWCLERH).

Form/Appearance

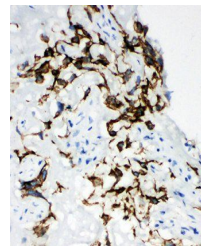
Lyophilized

Concentration

Adding 0.2 ml of distilled water will yield a concentration of 500 µg/ml.

Storage

Store at -20°C for one year from date of receipt. After reconstitution, at 4°C for one month. It can also be aliquotted and stored frozen at -20°C for six months. Avoid repeated freeze-thaw cycles.



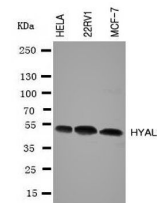
Immunohistochemical analysis of formalin...

Note

For research use only

Application notes

Tested Species: In-house tested species with positive results. Predicted Species: Species predicted to be fit for the product based on sequence similarities. By Heat: Boiling the paraffin sections in 10mM citrate buffer, pH6.0, for 20mins is required for the staining of formalin/paraffin sections. Other applications have not been tested. Optimal dilutions should be determined by end users. . Add 0.2ml of distilled water will yield a concentration of 500ug/ml.



Western blot analysis of Lane 1: HELa Ce...

Isotype

Rabbit IgG

Clonality

Polyclonal

MW

48368 MW

Uniprot ID
[Q12794](https://www.uniprot.org/entry/Q12794)
Expiration Date

12 months from date of receipt.