
Product Datasheet

Caspase-3 (P10)/CASP3 Antibody (orb137849)

Description

Caspase-3 (P10)/CASP3 Antibody

Species/Host

Rabbit

Reactivity

Human

Conjugation

Unconjugated

Tested Applications

ICC, IHC, WB

Immunogen

A synthetic peptide corresponding to a sequence at the C-terminus of human Caspase-3 (P10) (220-236aa CAMLKQYADKLEFMHIL).

Form/Appearance

Lyophilized

Concentration

Adding 0.2 ml of distilled water will yield a concentration of 500 µg/ml.

Storage

Store at -20°C for one year from date of receipt. After reconstitution, at 4°C for one month. It can also be aliquotted and stored frozen at -20°C for six months. Avoid repeated freeze-thaw cycles.

Note

For research use only

Application notes

Tested Species: In-house tested species with positive results. Predicted Species: Species predicted to be fit for the product based on sequence similarities. By Heat: Boiling the paraffin sections in 10mM citrate buffer, pH6.0, for 20mins is required for the staining of formalin/paraffin sections. Other applications have not been tested. Optimal dilutions should be determined by end users. . Add 0.2ml of distilled water will yield a concentration of 500ug/ml.

Isotype

Rabbit IgG

Clonality

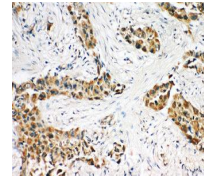
Polyclonal

MW


31608 MW

Uniprot ID
[P42574](#)
Expiration Date

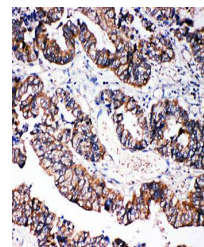
12 months from date of receipt.



Immunohistochemical analysis of formalin...



Western blot analysis of Lane 1: HELA Ce...



Immunohistochemical analysis of formalin...