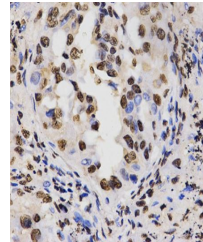


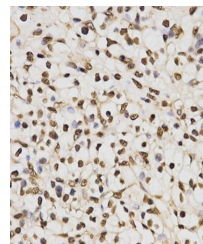
Product Datasheet

Asymmetric DiMethyl-Histone H3-R17 antibody (orb137154)

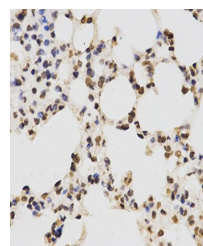
Description	Rabbit polyclonal antibody to Asymmetric DiMethyl-Histone H3-R17
Species/Host	Rabbit
Reactivity	Human, Mouse, Rat
Conjugation	Unconjugated
Tested Applications	ELISA, IF, WB
Immunogen	A synthetic peptide corresponding to a sequence within amino acids 1-100 of human histone H3 (NP_003520.1).
Preservatives	PBS with 0.05% proclin300,50% glycerol,pH7.3.
Concentration	1 mg/ml
Storage	Maintain refrigerated at 2-8°C for up to 2 weeks. For long term storage store at -20°C in small aliquots to prevent freeze-thaw cycles.
Note	For research use only
Isotype	IgG
Clonality	Polyclonal
MW	17kDa
Uniprot ID	Q16695, P68431
Dilution Range	WB: 1:500-2000, IHC-P: 1:50-200, IF/ICC: 1:50-200, IP: 1:50-200
Expiration Date	12 months from date of receipt.



IHC-P image of human lung cancer tissue ...



IHC-P staining of human kidney cancer ti...



Immunohistochemical analysis of formalin...