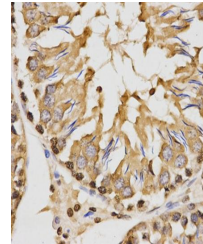


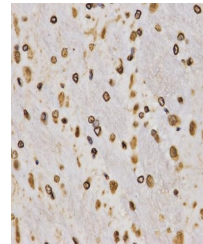
Product Datasheet

TriMethyl-Histone H3-K27 antibody (orb137146)

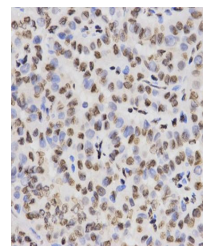
Description	Rabbit polyclonal antibody to TriMethyl-Histone H3-K27
Reactivity	All, Human, Mouse, Rat
Conjugation	Unconjugated
Tested Applications	ChIP, ICC, IF, IHC, IP, WB
Immunogen	A synthetic trimethylated peptide around K27 of human histone H3(NP_003520.1).
Preservatives	PBS with 0.05% proclin300,50% glycerol,pH7.3.
Concentration	1 mg/ml
Storage	Maintain refrigerated at 2-8°C for up to 2 weeks. For long term storage store at -20°C in small aliquots to prevent freeze-thaw cycles.
Note	For research use only
Isotype	IgG
Clonality	Polyclonal
MW	17KDa
Uniprot ID	Q16695
Dilution Range	WB: 1:500-2000, IHC-P: 1:50-200, IF/ICC: 1:50-200, IP: 1:50-200, ChIP: 1:20-100, ChIP
Expiration Date	12 months from date of receipt.



Immunohistochemical staining of paraffin...



IHC-P image of rat brain tissue using Hi...



IHC-P staining of human thyroid cancer t...