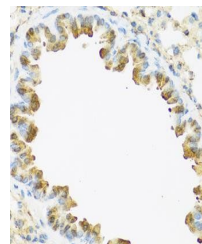


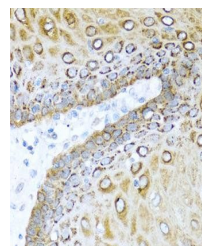
## Product Datasheet

### S100A7 antibody (orb136267)

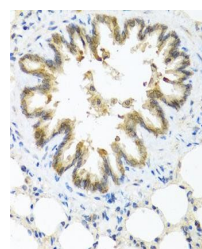
<b>Description</b>	Rabbit polyclonal to S100A7
<b>Reactivity</b>	Human, Mouse, Rat
<b>Conjugation</b>	Unconjugated
<b>Tested Applications</b>	IHC
<b>Immunogen</b>	Recombinant fusion protein of human S100A7/Psoriasin(NP_002954.2).
<b>Preservatives</b>	PBS with 0.02% sodium azide,50% glycerol,pH7.3.
<b>Storage</b>	Store at -20°C. Avoid freeze / thaw cycles.
<b>Note</b>	For research use only
<b>Isotype</b>	IgG
<b>Clonality</b>	Polyclonal
<b>MW</b>	11kDa
<b>Uniprot ID</b>	<b>P31151</b>
<b>Dilution Range</b>	WB: 1:500-2000, IHC-P: 1:50-200
<b>Expiration Date</b>	12 months from date of receipt.



Immunohistochemical staining of mouse lu...



Immunohistochemical staining of rat lung...



Immunohistochemical staining of human es...