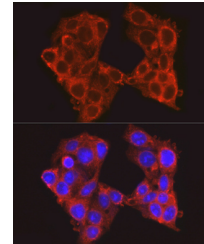


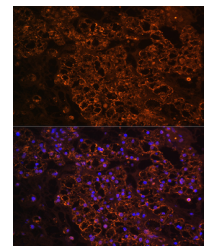
Product Datasheet

PCK1 antibody (orb136050)

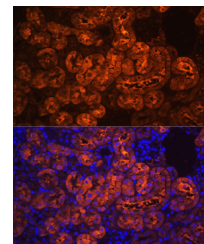
| | |
|----------------------------|---|
| Description | Rabbit polyclonal antibody to PCK1 |
| Species/Host | Rabbit |
| Reactivity | Human, Mouse, Rat |
| Conjugation | Unconjugated |
| Tested Applications | ELISA, IF, IP, WB |
| Immunogen | Recombinant fusion protein containing a sequence corresponding to amino acids 490-622 of human PCK1 (NP_002582.3). |
| Preservatives | PBS with 0.05% proclin300,50% glycerol,pH7.3. |
| Concentration | 1 mg/ml |
| Storage | Maintain refrigerated at 2-8°C for up to 2 weeks. For long term storage store at -20°C in small aliquots to prevent freeze-thaw cycles. |
| Note | For research use only |
| Isotype | IgG |
| Clonality | Polyclonal |
| MW | 69kDa |
| Uniprot ID | P35558 |
| Dilution Range | WB: 1:1000-2000, IHC-P: 1:50-200 |
| Expiration Date | 12 months from date of receipt. |



Immunofluorescence analysis of HepG2 cel...



Immunofluorescence analysis of paraffin-
...



Immunofluorescence analysis of paraffin-
...