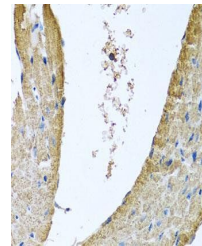


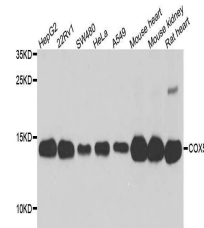
## Product Datasheet

### COX5B antibody (orb135301)

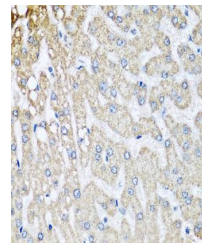
<b>Description</b>	Rabbit polyclonal to COX5B
<b>Species/Host</b>	Rabbit
<b>Reactivity</b>	Human, Mouse, Rat
<b>Conjugation</b>	Unconjugated
<b>Tested Applications</b>	ELISA, IF, IHC-P, IP, WB
<b>Immunogen</b>	Recombinant fusion protein containing a sequence corresponding to amino acids 32-129 of human COX5B (NP_001853.2).
<b>Preservatives</b>	PBS with 0.02% sodium azide, 50% glycerol, pH 7.3.
<b>Storage</b>	Maintain refrigerated at 2-8°C for up to 2 weeks. For long term storage store at -20°C in small aliquots to prevent freeze-thaw cycles.
<b>Note</b>	For research use only
<b>Isotype</b>	IgG
<b>Clonality</b>	Polyclonal
<b>MW</b>	14kDa/
<b>Uniprot ID</b>	<b>P10606</b>
<b>Dilution Range</b>	WB: 1:500-2000, IHC-P: 1:50-100
<b>Expiration Date</b>	12 months from date of receipt.



Immunohistochemical staining of human li...



Western blot analysis of extract of vari...



Immunohistochemical staining of mouse he...