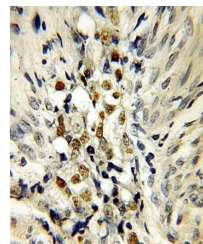


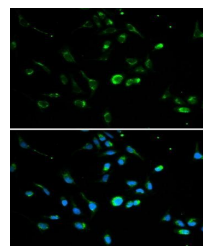
Product Datasheet

p53 antibody (orb129712)

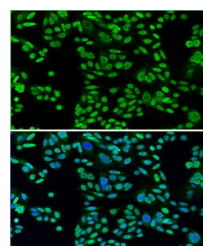
Description	Rabbit polyclonal antibody to p53
Reactivity	Human, Mouse, Rat
Conjugation	Unconjugated
Tested Applications	ICC, IF, IHC, IP, WB
Immunogen	Recombinant fusion protein of human p53(P04637).
Preservatives	PBS with 0.01% thiomersal,50% glycerol,pH7.3.
Concentration	1 mg/ml
Storage	Maintain refrigerated at 2-8°C for up to 2 weeks. For long term storage store at -20°C in small aliquots to prevent freeze-thaw cycles.
Note	For research use only
Isotype	IgG
Clonality	Polyclonal
MW	53KDa
Uniprot ID	P04637
Dilution Range	WB: 1:500-2000, IF/ICC: 1:50-200, ChIP: 1:20-100
Expiration Date	12 months from date of receipt.



Immunohistochemical analysis of formalin...



Immunofluorescence analysis of A549 cell...



Immunofluorescence analysis of SW480 cel...