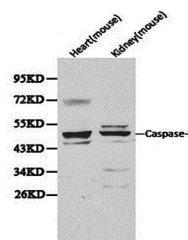


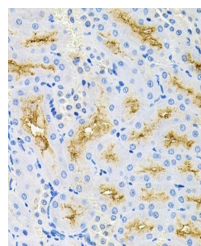
Product Datasheet

casp9 antibody (orb129546)

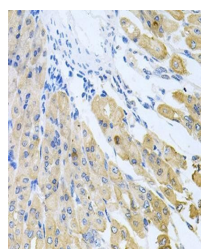
Description	Rabbit polyclonal to casp9 .
Reactivity	Human, Mouse, Rat
Conjugation	Unconjugated
Tested Applications	ICC, IF, IHC, WB
Immunogen	Recombinant fusion protein of human Caspase-9(NP_001220.2).
Preservatives	PBS with 0.05% proclin300,50% glycerol,pH7.3.
Concentration	1 mg/ml
Storage	Maintain refrigerated at 2-8°C for up to 2 weeks. For long term storage store at -20°C in small aliquots to prevent freeze-thaw cycles.
Note	For research use only
Isotype	IgG
Clonality	Polyclonal
MW	35KDa/37KDa/47KDa
Uniprot ID	P55211
Dilution Range	WB: 1:500-2000, IHC-P: 1:50-100
Expiration Date	12 months from date of receipt.



Western blot analysis of extracts of mou...



Immunohistochemical staining of mouse st...



Immunohistochemical staining of rat kidn...