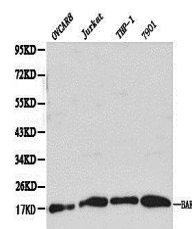


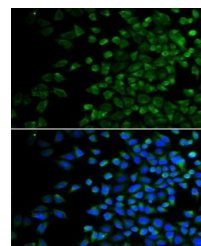
## Product Datasheet

### BAK1 antibody (orb129527)


<b>Description</b>	Rabbit polyclonal antibody to BAK1
<b>Reactivity</b>	Human, Mouse, Rat
<b>Conjugation</b>	Unconjugated
<b>Tested Applications</b>	ICC, IF, IP, WB
<b>Immunogen</b>	A synthetic peptide of human Bak(NP_001179.1).
<b>Preservatives</b>	PBS with 0.01% thiomersal,50% glycerol,pH7.3.
<b>Concentration</b>	1 mg/ml
<b>Storage</b>	Maintain refrigerated at 2-8°C for up to 2 weeks. For long term storage store at -20°C in small aliquots to prevent freeze-thaw cycles.
<b>Note</b>	For research use only
<b>Isotype</b>	IgG
<b>Clonality</b>	Polyclonal
<b>MW</b>	25KDa
<b>Uniprot ID</b>	<a href="#">Q16611</a>
<b>Dilution Range</b>	WB: 1:500-2000, IHC-P: 1:50-200 ICC1:50-200, IF/ICC: 1:50-200
<b>Expiration Date</b>	12 months from date of receipt.



Western blot analysis of extracts of var...



Immunofluorescence analysis of HeLa cell...



Immunohistochemical analysis of formalin...