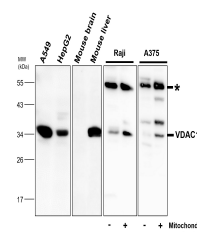


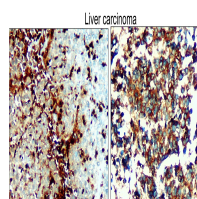
Product Datasheet

VDAC1/Porin Antibody (orb1294402)

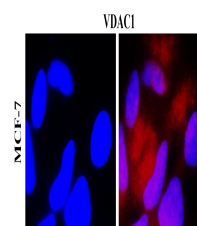
Description	Rabbit polyclonal antibody to VDAC1
Species/Host	Rabbit
Reactivity	Human, Mouse, Rabbit
Conjugation	Unconjugated
Tested Applications	IF, IHC, WB
Immunogen	Synthetic peptide / encompassing a sequence within the center region.
Target	VDAC1 / Porin
Storage	Store at +4°C for short term storage. Long time storage is recommended at -20°C 100mM Tris Glycine, 20% Glycerol (pH7). 0.025% ProClin 300 was added as a preservative
Note	For research use only
Isotype	Rabbit-IgG
Clonality	Polyclonal
Dilution Range	Western Blot 1:500-1:1000 Immunofluorescence 1:200-1:400 Immunohistochemistry (Paraffin) 1:200-1:300
Expiration Date	12 months from date of receipt.



Anti-VDAC1 beta antibody - at 1/500 dilu...



Immunohistochemical analysis of paraffin...



Immunofluorescence: cells were fixed wit...