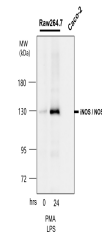


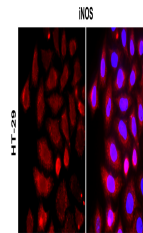
Product Datasheet

iNOS/NOS2 Antibody (orb1294305)

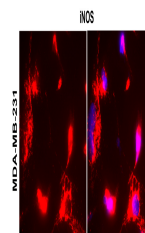
Description	Rabbit polyclonal antibody to iNOS
Species/Host	Rabbit
Reactivity	Human, Mouse, Rabbit
Conjugation	Unconjugated
Tested Applications	IF, IHC, WB
Immunogen	Synthetic peptide / encompassing a sequence within the N-terminus region.
Target	iNOS / NOS2
Storage	Store at +4°C for short term storage. Long time storage is recommended at -20°C 100mM Tris Glycine, 20% Glycerol (pH7). 0.025% ProClin 300 was added as a preservative
Note	For research use only
Isotype	Rabbit-IgG
Clonality	Polyclonal
Dilution Range	Western Blot 1:1000 Immunofluorescence 1:200-1:500 Immunohistochemistry (Paraffin) 1:100
Expiration Date	12 months from date of receipt.



Anti-iNOS antibody - at 1/1000 dilution....



Cells were fixed with 4% PFA for 10 min ...



Cells were fixed with 4% PFA for 10 min ...