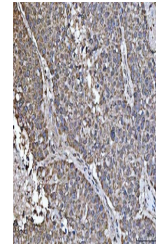


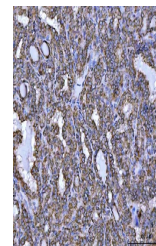
Product Datasheet

NDUFS5 Antibody (orb1291735)

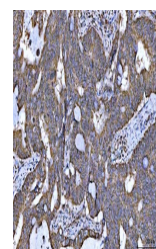
| | |
|----------------------------|--|
| Description | NDUFS5 Antibody |
| Species/Host | Rabbit |
| Reactivity | Human, Mouse, Rat |
| Conjugation | Unconjugated |
| Tested Applications | ELISA, FC, IF, IHC, WB |
| Immunogen | E.coli-derived human NDUFS5 recombinant protein (Position: M1-P106). |
| Form/Appearance | Lyophilized |
| Concentration | Adding 0.2 ml of distilled water will yield a concentration of 500 µg/ml. |
| Storage | Maintain refrigerated at 2-8°C for up to 2 weeks. For long term storage store at -20°C in small aliquots to prevent freeze-thaw cycles. |
| Note | For research use only |
| Application notes | Tested Species: In-house tested species with positive results. Other applications have not been tested. Optimal dilutions should be determined by end users. Adding 0.2 ml of distilled water will yield a concentration of 500 µg/ml. |
| Isotype | Rabbit IgG |
| Clonality | Polyclonal |
| MW | 15 kDa |
| Uniprot ID | 043920 |
| Expiration Date | 12 months from date of receipt. |



IHC analysis of NDUFS5 using anti-NDUFS5...



IHC analysis of NDUFS5 using anti-NDUFS5...



IHC analysis of NDUFS5 using anti-NDUFS5...