
Product Datasheet

hnRNP L/HNRNPL Antibody (orb1290006)

Description

hnRNP L/HNRNPL Antibody

Species/Host

Rabbit

Reactivity

Human, Mouse, Rat

Conjugation

Unconjugated

Tested Applications

ELISA, FC, ICC, IF, IHC, WB

Immunogen

E.coli-derived human hnRNP L/HNRNPL recombinant protein (Position: N152-N569).

Form/Appearance

Lyophilized

Concentration

Adding 0.2 ml of distilled water will yield a concentration of 500 µg/ml.

Storage

Maintain refrigerated at 2-8°C for up to 2 weeks. For long term storage store at -20°C in small aliquots to prevent freeze-thaw cycles.

Note

For research use only

Application notes

Tested Species: In-house tested species with positive results. Other applications have not been tested. Optimal dilutions should be determined by end users. Adding 0.2 ml of distilled water will yield a concentration of 500 µg/ml.

Isotype

Rabbit IgG

Clonality

Polyclonal

MW

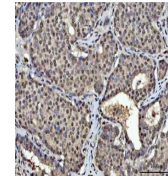
68 kDa

Uniprot ID
P14866
Dilution Range

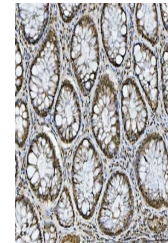
 Western blot, 0.1-0.25 µg/ml, Human, Mouse, Rat
 Immunohistochemistry(Paraffin-embedded Section), 2-5 µg/ml, Human, Mouse, Rat
 Immunocytochemistry/Immunofluorescence, 5 µg/ml,
 Human Flow Cytometry, 1-3 µg/1x10⁶ cells, Human Direct ELISA, 0.1-0.5 µg/ml, Human

Expiration Date

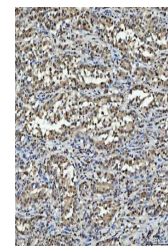
12 months from date of receipt.



IHC analysis of hnRNP L/HNRNPL using ant...



IHC analysis of hnRNP L/HNRNPL using ant...



IHC analysis of hnRNP L/HNRNPL using ant...