


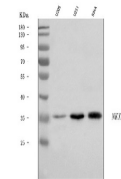
Product Datasheet

Nkx2.5/NKX2-5 Antibody (orb1289995)

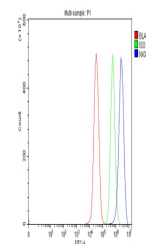
Description	Nkx2.5/NKX2-5 Antibody
Species/Host	Rabbit
Reactivity	Human
Conjugation	Unconjugated
Tested Applications	ELISA, FC, ICC, IF, WB
Immunogen	E.coli-derived human Nkx2.5/NKX2-5 recombinant protein (Position: K15-R132).
Form/Appearance	Lyophilized
Concentration	Adding 0.2 ml of distilled water will yield a concentration of 500 µg/ml.
Storage	Maintain refrigerated at 2-8°C for up to 2 weeks. For long term storage store at -20°C in small aliquots to prevent freeze-thaw cycles.
Note	For research use only
Application notes	Tested Species: In-house tested species with positive results. Other applications have not been tested. Optimal dilutions should be determined by end users. Adding 0.2 ml of distilled water will yield a concentration of 500 µg/ml.
Isotype	Rabbit IgG
Clonality	Polyclonal
MW	35 kDa
Uniprot ID	P52952
Expiration Date	12 months from date of receipt.



IF analysis of Nkx2.5/NKX2-5 using anti-Nkx2.5 antibody



Western blot analysis of Nkx2.5



Flow Cytometry analysis of 293T cells