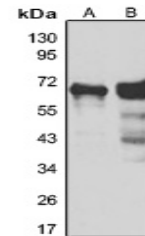


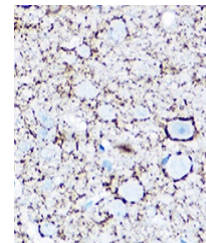
Product Datasheet

GAD1 antibody (orb1289742)

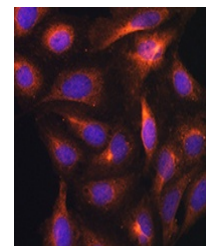
Description	Rabbit Polyclonal antibody to GAD1
Species/Host	Rabbit
Reactivity	Human, Mouse, Rat
Conjugation	Unconjugated
Tested Applications	IF, IH, WB
Immunogen	Recombinant fusion protein of human GAD1. The exact sequence is proprietary.
Target	GAD1
Preservatives	Liquid in 0.42% Potassium phosphate, 0.87% Sodium chloride, pH 7.3, 30% glycerol, and 0.01% sodium azide.
Form/Appearance	Liquid in 0.42% Potassium phosphate, 0.87% Sodium chloride, pH 7.3, 30% glycerol, and 0.01% sodium azide.
Storage	Maintain refrigerated at 2-8°C for up to 2 weeks. For long term storage store at -20°C in small aliquots to prevent freeze-thaw cycles.
Note	For research use only
Clonality	Polyclonal
Source	Rabbit
Uniprot ID	Q99259 , P18088 , P48318
Entrez	24379 , 2571 , 14415
Dilution Range	WB: 1:500-1:1000, IH: 1:50-1:200, IF: 1:50-1:200
Expiration Date	12 months from date of receipt.



Western blot analysis of GAD1 expression...



Immunohistochemical analysis of GAD1 staining...



Immunofluorescent analysis of GAD1 staining...