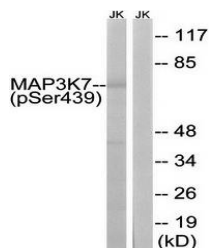


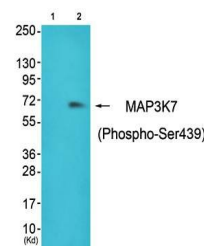
Product Datasheet

MAP3K7 (phospho-Ser439) antibody (orb128319)

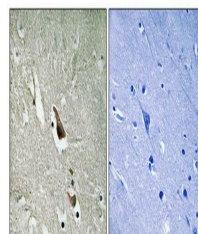
Description	Rabbit Polyclonal to MAP3K7 (phospho-Ser439).
Species/Host	Rabbit
Reactivity	Human, Mouse, Rat
Conjugation	Unconjugated
Tested Applications	IHC, WB
Immunogen	Internal
Concentration	1mg/ml
Storage	Maintain refrigerated at 2-8°C for up to 2 weeks. For long term storage store at -20°C in small aliquots to prevent freeze-thaw cycles.
Note	For research use only
Clonality	Polyclonal
Uniprot ID	O43318
Dilution Range	WB: 1:500-1:3000, IHC-P: 1:50-1:100, ELISA: 1:1000
Expiration Date	12 months from date of receipt.



Western blot analysis of extracts from J...



Western blot analysis of extracts from 2...



Immunohistochemical analysis of formalin...