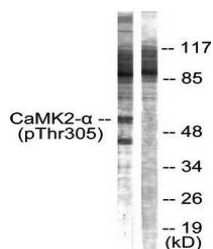


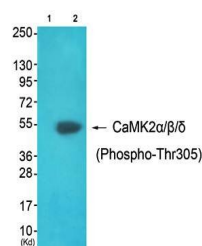
## Product Datasheet

# CaMK2alpha/beta/delta (phospho-Thr305) antibody (orb127790)

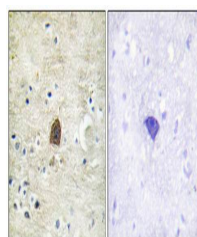
|                            |   |
|----------------------------|---|
| <b>Description</b>         | Rabbit polyclonal antibody to CaMK2alpha/beta/delta (phospho-Thr305).   |
| <b>Species/Host</b>        | Rabbit  |
| <b>Reactivity</b>          | Human, Mouse, Rat   |
| <b>Conjugation</b>         | Unconjugated  |
| <b>Tested Applications</b> | IHC, WB   |
| <b>Immunogen</b>           | Internal  |
| <b>Concentration</b>       | 1mg/ml  |
| <b>Storage</b>             | Maintain refrigerated at 2-8°C for up to 2 weeks. For long term storage store at -20°C in small aliquots to prevent freeze-thaw cycles. |
| <b>Note</b>                | For research use only   |
| <b>Clonality</b>           | Polyclonal  |
| <b>Uniprot ID</b>          | <b>Q9UQM7, Q13557, Q13554</b>   |
| <b>Dilution Range</b>      | WB: 1:500-1:3000, IHC-P: 1:50-1:100, ELISA: 1:5000  |
| <b>Expiration Date</b>     | 12 months from date of receipt.   |



Western blot analysis of extracts from N...



Western blot analysis of extracts from 3...



Immunohistochemical analysis of formalin-