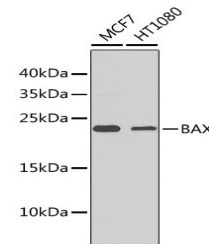


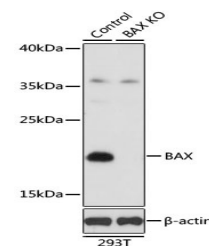
## Product Datasheet

### BAX Antibody (orb1274535)

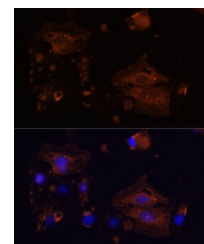
<b>Description</b>	BAX Antibody
<b>Species/Host</b>	Rabbit
<b>Reactivity</b>	Human, Mouse, Rat
<b>Conjugation</b>	Unconjugated
<b>Tested Applications</b>	IF, WB
<b>Immunogen</b>	Recombinant fusion protein containing a sequence corresponding to amino acids 1-100 of human BAX (NP_620116.1).
<b>Target</b>	BAX
<b>Preservatives</b>	Liquid
<b>Form/Appearance</b>	Liquid
<b>Concentration</b>	batch dependent
<b>Storage</b>	Store at -20°C. Avoid freeze / thaw cycles.
<b>Note</b>	For research use only
<b>Application notes</b>	WB: 1:500 - 1:1000IF: 1:50 - 1:100
<b>Isotype</b>	IgG
<b>Clonality</b>	Polyclonal
<b>MW</b>	Observed: 23kDa
<b>Uniprot ID</b>	<a href="#">Q07812</a>
<b>Dilution Range</b>	WB: 1:500 - 1:1000IF: 1:50 - 1:100
<b>Expiration Date</b>	12 months from date of receipt.



Western blot analysis of extracts of var...



Western blot analysis of extracts from n...



Immunofluorescence analysis of C6 cells

...