

## Product Datasheet

### GR (Ab-211) Antibody (orb127396)

<b>Description</b>	Rabbit polyclonal antibody to Glucocorticoid Receptor
<b>Species/Host</b>	Rabbit
<b>Reactivity</b>	Human, Mouse, Rat
<b>Conjugation</b>	Unconjugated
<b>Tested Applications</b>	IF, IHC, WB
<b>Immunogen</b>	Internal
<b>Concentration</b>	1mg/ml
<b>Storage</b>	Maintain refrigerated at 2-8°C for up to 2 weeks. For long term storage store at -20°C in small aliquots to prevent freeze-thaw cycles.
<b>Note</b>	For research use only
<b>Clonality</b>	Polyclonal
<b>Uniprot ID</b>	<b>P04150</b>
<b>Dilution Range</b>	WB: 1:500-1:3000, IHC-P: 1:50-1:100, IF/ICC: 1:100-1:500, ELISA: 1:40000
<b>Expiration Date</b>	12 months from date of receipt.

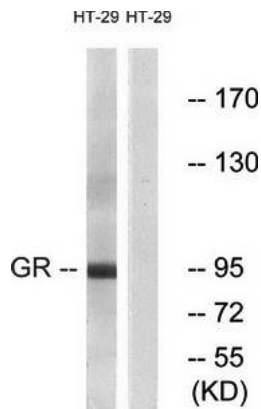
---

#### Biorbyt Ltd.


7 Signet Court, Swann's Road,  
Cambridge, CB5 8LA, United Kingdom  
Email: [info@biorbyt.com](mailto:info@biorbyt.com), [support@biorbyt.com](mailto:support@biorbyt.com)  
Phone: [+44 \(0\) 1223 859-353](tel:+44(0)1223859353) | Fax: [+1 \(415\) 651-8558](tel:+1(415)6518558)

#### Biorbyt LLC.

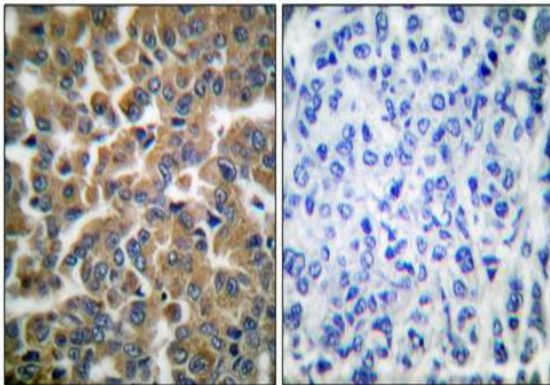
68 TW Alexander Drive,  
Durham, NC, 27713, United States  
Email: [info@biorbyt.com](mailto:info@biorbyt.com), [support@biorbyt.com](mailto:support@biorbyt.com)  
Phone: [+1 \(415\) 906-5211](tel:+1(415)9065211) | Fax: [+1 \(415\) 651-8558](tel:+1(415)6518558)



Western blot analysis of extracts from HeLa cells using GR antibody



Western blot analysis of extracts from K562 cells using GR antibody



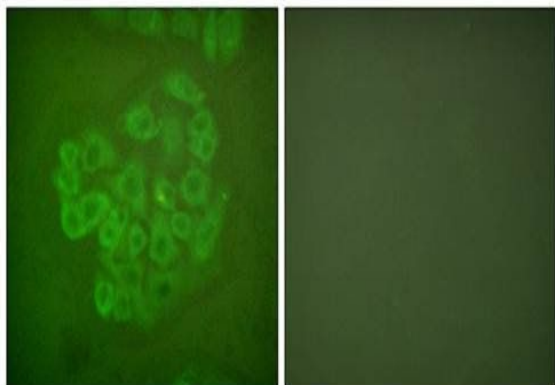
Immunohistochemical analysis of formalin-fixed and paraffin-embedded human breast carcinoma tissue using GR antibody

**Biorbyt Ltd.**

7 Signet Court, Swann's Road,  
Cambridge, CB5 8LA, United Kingdom  
Email: [info@biorbyt.com](mailto:info@biorbyt.com), [support@biorbyt.com](mailto:support@biorbyt.com)  
Phone: [+44 \(0\) 1223 859-353](tel:+44(0)1223859353) | Fax: [+1 \(415\) 651-8558](tel:+1(415)6518558)

**Biorbyt LLC.**

68 TW Alexander Drive,  
Durham, NC, 27713, United States  
Email: [info@biorbyt.com](mailto:info@biorbyt.com), [support@biorbyt.com](mailto:support@biorbyt.com)  
Phone: [+1 \(415\) 906-5211](tel:+1(415)9065211) | Fax: [+1 \(415\) 651-8558](tel:+1(415)6518558)



Confocal immunofluorescence analysis of A549 cells using GR antibody

---

**Biorbyt Ltd.**

7 Signet Court, Swann's Road,  
Cambridge, CB5 8LA, United Kingdom  
Email: [info@biorbyt.com](mailto:info@biorbyt.com), [support@biorbyt.com](mailto:support@biorbyt.com)  
Phone: [+44 \(0\) 1223 859-353](tel:+44(0)1223859353) | Fax: [+1 \(415\) 651-8558](tel:+1(415)6518558)

**Biorbyt LLC.**

68 TW Alexander Drive,  
Durham, NC, 27713, United States  
Email: [info@biorbyt.com](mailto:info@biorbyt.com), [support@biorbyt.com](mailto:support@biorbyt.com)  
Phone: [+1 \(415\) 906-5211](tel:+1(415)9065211) | Fax: [+1 \(415\) 651-8558](tel:+1(415)6518558)