


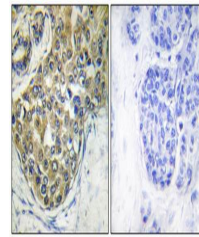
## Product Datasheet

### ACK1 (phospho-Tyr284) antibody (orb127291)

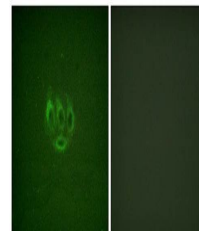
<b>Description</b>	Rabbit polyclonal antibody to ACK1 (phospho-Tyr284)
<b>Species/Host</b>	Rabbit
<b>Reactivity</b>	Human, Mouse
<b>Conjugation</b>	Unconjugated
<b>Tested Applications</b>	IF, IHC, WB
<b>Immunogen</b>	Internal
<b>Concentration</b>	1mg/ml
<b>Storage</b>	Maintain refrigerated at 2-8°C for up to 2 weeks. For long term storage store at -20°C in small aliquots to prevent freeze-thaw cycles.
<b>Note</b>	For research use only
<b>Clonality</b>	Polyclonal
<b>Uniprot ID</b>	<b>Q07912</b>
<b>Dilution Range</b>	WB: 1:500-1:3000, IHC-P: 1:50-1:100, IF/ICC: 1:100-1:500, ELISA: 1:10000
<b>Expiration Date</b>	12 months from date of receipt.



Western blot analysis of extracts from H...



Immunohistochemical analysis of formalin...



Confocal immunofluorescence analysis of ...