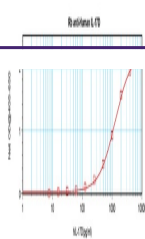
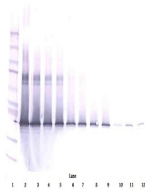
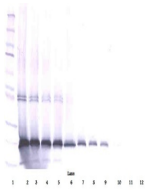

Product Datasheet

IL17D Antibody (orb1272641)

Description	IL17D Antibody	
Species/Host	Rabbit	<p>To detect Human IL-17D by sandwich ELISA...</p>
Reactivity	Human	
Conjugation	Unconjugated	
Tested Applications	ELISA, WB	
Immunogen	Produced from sera of rabbits immunized with highly pure recombinant Human IL-17D. Human IL-17D specific antibody was purified by affinity chromatography employing an immobilized Human IL-17D matrix.	
Target	IL17D	
Form/Appearance	Lyophilized	
Concentration	batch dependent	
Storage	The lyophilized antibody is stable for at least 2 years from date of receipt at -20°C. The reconstituted antibody is stable for at least two weeks at 2-80°C. Frozen aliquots are stable for at least 6 months when stored at -20°C. Avoid repeated freeze-thaw cycles.	<p>To detect Human IL-17D by Western Blot a...</p>
Note	For research use only	
Application notes	<p>ELISA: Sandwich: To detect Human IL-17D by sandwich ELISA (using 100 µL/well antibody solution) a concentration of 0.5 - 2.0 µg/mL of this antibody is required. This antigen affinity purified antibody, in conjunction with Biorbyt's Biotinylated Anti-Human IL-17D (38-277) as a detection antibody, allows the detection of at least 0.2 - 0.4 ng/well of recombinant Human IL-17D. Western Blot: To detect Human IL-17D by Western Blot analysis this antibody can be used at a concentration of 0.1 - 0.2 µg/mL. Used in conjunction with compatible secondary reagents the detection limit for recombinant Human IL-17D is 1.5 - 3.0 ng/lane, under either reducing or non-reducing conditions.</p>	
Clonality	Polyclonal	<p>To detect Human IL-17D by Western Blot a...</p>
Uniprot ID	Q8TAD2	
NCBI	Q8TAD2	
Expiration Date	12 months from date of receipt.	