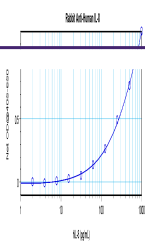
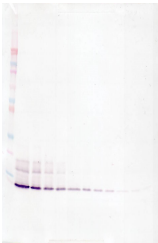
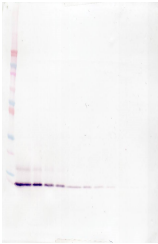


Product Datasheet

IL8 Antibody (orb1272438)

Description	IL8 Antibody	
Species/Host	Rabbit	To detect Human IL-8 by sandwich ELISA (...
Reactivity	Human	
Conjugation	Unconjugated	
Tested Applications	ELISA, WB	
Immunogen	Produced from sera of rabbits pre-immunized with highly pure (>98%) recombinant hIL-8 (human Interleukin-8).	
Target	IL8	
Form/Appearance	Lyophilized	
Concentration	batch dependent	To detect Human IL-8 by Western Blot ana...
Storage	IL-8 antibody is stable for at least 2 years from date of receipt at -20°C. The reconstituted antibody is stable for at least two weeks at 2-8°C. Frozen aliquots are stable for at least 6 months when stored at -20°C. Avoid repeated freeze-thaw cycles.	
Note	For research use only	
Clonality	Polyclonal	
Uniprot ID	P10145	
NCBI	P10145	
Dilution Range	ELISA:To detect hIL-8 by direct ELISA (using 100 µL/well antibody solution) a concentration of at least 0.5 µg/mL of this antibody is required. This antigen affinity purified antibody, in conjunction with compatible secondary reagents, allows the detection of 0.2 - 0.4 ng/well of recombinant hIL-8. Sandwich:To detect hIL-8 by sandwich ELISA (using 100 µL/well antibody solution) a concentration of 0.5 - 2.0 µg/mL of this antibody is required. This antigen affinity purified antibody, in conjunction with our Biotinylated Anti-Human IL-8 as a detection antibody, allows the detection of at least 0.2 - 0.4 ng/well of recombinant hIL-8. Western Blot:To detect hIL-8 by Western Blot analysis this antibody can be used at a concentration of 0.1 - 0.2 µg/mL. Used in conjunction with compatible secondary reagents the detection limit for recombinant hIL-8 is 1.5 - 3.0 ng/lane, under either reducing or non-reducing conditions.	To detect Human IL-8 by Western Blot ana...
Expiration Date	12 months from date of receipt.	