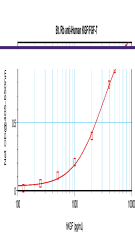
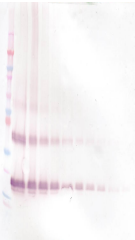
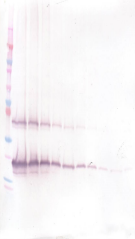

Product Datasheet

FGF7 Antibody (Biotin) (orb1272419)

Description	FGF7 Antibody (Biotin)	
Species/Host	Rabbit	To detect hKGF by sandwich ELISA (using ...
Reactivity	Human	
Conjugation	Biotin	
Tested Applications	ELISA, WB	
Immunogen	Produced from sera of rabbits pre-immunized with highly pure (>98%) recombinant hKGF (human Keratinocyte Growth Factor).	
Target	FGF7	
Form/Appearance	Lyophilized	
Concentration	batch dependent	To detect hKGF by Western Blot analysis ...
Storage	KGF antibody is stable for at least 2 years from date of receipt at -20°C. The reconstituted antibody is stable for at least two weeks at 2-8°C. Frozen aliquots are stable for at least 6 months when stored at -20°C. Avoid repeated freeze-thaw cycles.	
Note	For research use only	
Application notes	<p>ELISA: Sandwich: To detect hKGF by sandwich ELISA (using 100 µL/well antibody solution) a concentration of 0.25 - 1.0 µg/mL of this antibody is required. This biotinylated polyclonal antibody, in conjunction with our Polyclonal Anti-Human KGF (XP-5208) as a capture antibody, allows the detection of at least 0.2 - 0.4 ng/well of recombinant hKGF. Western Blot: To detect hKGF by Western Blot analysis this antibody can be used at a concentration of 0.1 - 0.2 µg/mL. Used in conjunction with compatible secondary reagents the detection limit for recombinant hKGF is 1.5 - 3.0 ng/lane, under either reducing or non-reducing conditions.</p>	
Clonality	Polyclonal	To detect hKGF by Western Blot analysis ...
Uniprot ID	P21781	
NCBI	P21781	
Dilution Range	<p>ELISA: Sandwich: To detect hKGF by sandwich ELISA (using 100 µL/well antibody solution) a concentration of 0.25 - 1.0 µg/mL of this antibody is required. This biotinylated polyclonal antibody, in conjunction with our Polyclonal Anti-Human KGF (XP-5208) as a capture antibody, allows the detection of at least 0.2 - 0.4 ng/well of recombinant hKGF. Western Blot: To detect</p>	