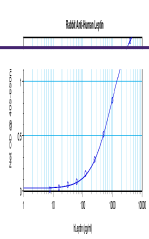
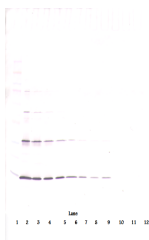
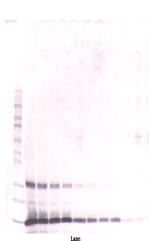


---

## Product Datasheet

### **rpoH Antibody (orb1272414)**

Description	rpoH Antibody	
<b>Species/Host</b>	Rabbit	<p>To detect hLeptin by sandwich ELISA (usi...</p>
<b>Reactivity</b>	Human	
<b>Conjugation</b>	Unconjugated	
<b>Tested Applications</b>	ELISA, WB	
<b>Immunogen</b>	Produced from sera of rabbits pre-immunized with highly pure (>98%) recombinant hLeptin (human Leptin).	
<b>Target</b>	rpoH	
<b>Form/Appearance</b>	Lyophilized	
<b>Concentration</b>	batch dependent	
<b>Storage</b>	Leptin antibody is stable for at least 2 years from date of receipt at -20°C. The reconstituted antibody is stable for at least two weeks at 2-8°C. Frozen aliquots are stable for at least 6 months when stored at -20°C. Avoid repeated freeze-thaw cycles.	
<b>Note</b>	For research use only	<p>To detect hLeptin by Western Blot analys...</p>
<b>Clonality</b>	Polyclonal	
<b>Uniprot ID</b>	<a href="#">P41559</a>	
<b>NCBI</b>	<a href="#">P41559</a>	
<b>Dilution Range</b>	<p>ELISA:To detect hLeptin by direct ELISA (using 100 µL/well antibody solution) a concentration of at least 0.5 umg/mL of this antibody is required. This antigen affinity purified antibody, in conjunction with compatible secondary reagents, allows the detection of 0.2 - 0.4 ng/well of recombinant hLeptin. Sandwich:To detect hLeptin by sandwich ELISA (using 100 µL/well antibody solution) a concentration of 0.5 - 2.0 µg/mL of this antibody is required. This antigen affinity purified antibody, in conjunction with our Biotinylated Anti-Human Leptinas a detection antibody, allows the detection of at least 0.2 - 0.4 ng/well of recombinant hLeptin.Western Blot:To detect hLeptin by Western Blot analysis this antibody can be used at a concentration of 0.1 - 0.2 µg/mL. Used in conjunction with compatible secondary reagents the detection limit for recombinant hLeptin is 1.5 - 3.0 ng/lane, under either reducing or non-reducing conditions.</p>	
<b>Expiration Date</b>	12 months from date of receipt.	