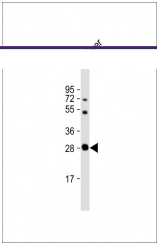
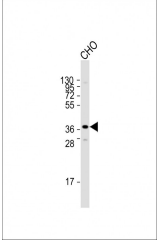
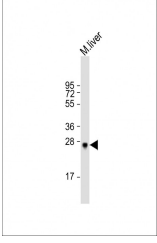

Product Datasheet

Sirt3 Antibody (orb1271027)

Description	Sirt3 Antibody	
Species/Host	Rabbit	
Reactivity	Hamster, Mouse	
Conjugation	Unconjugated	
Tested Applications	IHC-P, WB	
Immunogen	This Sirt3 antibody is generated from rabbits immunized with a KLH conjugated synthetic peptide between 304-334 amino acids from the C-terminal region of Mouse Sirt3.	Western Blot at 1:64000 dilution + mouse...
Target	Sirt3	
Preservatives	Supplied in PBS with 0.09% (W/V) sodium azide.	Western Blot at 1:2000 dilution + CHO wh...
Form/Appearance	Liquid	
Concentration	batch dependent	
Storage	Store at 4°C for three months and -20°C, stable for up to one year. As with all antibodies care should be taken to avoid repeated freeze thaw cycles. Antibodies should not be exposed to prolonged high temperatures.	
Note	For research use only	
Application notes	For WB starting dilution is: 1:2000For IHC-P starting dilution is: 1:50~100	
Isotype	Rabbit Ig	
Clonality	Polyclonal	Western Blot at 1:2000 dilution + mouse ...
MW	37 kDa	
Uniprot ID	Q8R104	
NCBI	Q8R104	
Dilution Range	For WB starting dilution is: 1:2000For IHC-P starting dilution is: 1:50~100	
Expiration Date	12 months from date of receipt.	