
Product Datasheet

PDK4 Antibody (orb1271023)

Description

PDK4 Antibody

Species/Host

Rabbit

Reactivity

Human, Mouse

Conjugation

Unconjugated

Tested Applications

IF, IHC-P, WB

Immunogen

This PDK4 antibody is generated from rabbits immunized with a KLH conjugated synthetic peptide between 382-410 amino acids from the C-terminal region of human PDK4.

Target

PDK4

Preservatives

Supplied in PBS with 0.09% (W/V) sodium azide.

Form/Appearance

Liquid

Concentration

batch dependent

Storage

Store at 4°C for three months and -20°C, stable for up to one year. As with all antibodies care should be taken to avoid repeated freeze thaw cycles. Antibodies should not be exposed to prolonged high temperatures.

Note

For research use only

Application notes

For IHC-P starting dilution is: 1:25 For WB starting dilution is: 1:2000 For IF starting dilution is: 1:100

Isotype

Rabbit Ig

Clonality

Polyclonal

MW

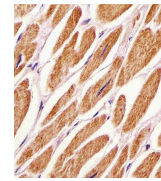
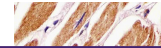
46 kDa

Uniprot ID
[Q16654](#)
NCBI
[Q16654](#)
Dilution Range

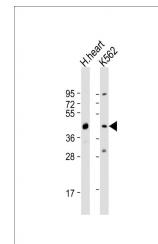
For IHC-P starting dilution is: 1:25 For WB starting dilution is: 1:2000 For IF starting dilution is: 1:100

Expiration Date

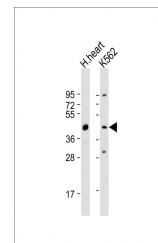
12 months from date of receipt.



Antibody staining PDK4 in human ti...



Western Blot at 1:2000 dilution Lane 1: ...



Western Blot at 1:2000 dilution Lane 1: ...