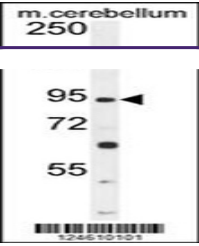

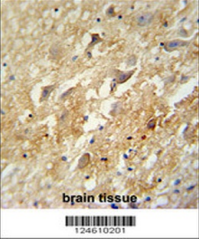

Product Datasheet

GABBR2 Antibody (orb1270911)

Description	GABBR2 Antibody	
Species/Host	Rabbit	
Reactivity	Human, Mouse	
Conjugation	Unconjugated	
Tested Applications	IHC-P, WB	Western blot analysis in mouse cerebellu...
Immunogen	This GABBR2 antibody is generated from rabbits immunized with a KLH conjugated synthetic peptide between 861-890 amino acids from the C-terminal region of human GABBR2.	
Target	GABBR2	
Preservatives	Supplied in PBS with 0.09% (W/V) sodium azide.	
Form/Appearance	Liquid	
Concentration	batch dependent	Western blot analysis in A549 cell line ...
Storage	Store at 4°C for three months and -20°C, stable for up to one year. As with all antibodies care should be taken to avoid repeated freeze thaw cycles. Antibodies should not be exposed to prolonged high temperatures.	
Note	For research use only	
Application notes	For WB starting dilution is: 1:1000 For IHC-P starting dilution is: 1:50~100	GABBR2 antibody immunohistochemistry ana...
Isotype	Rabbit Ig	
Clonality	Polyclonal	
MW	106 kDa	
Uniprot ID	O75899	
NCBI	O75899	
Dilution Range	For WB starting dilution is: 1:1000 For IHC-P starting dilution is: 1:50~100	
Expiration Date	12 months from date of receipt.	