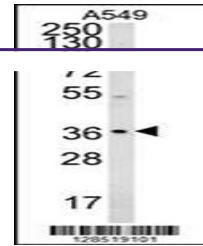
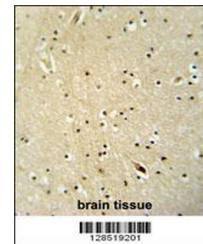

Product Datasheet

NGRN Antibody (orb1270705)

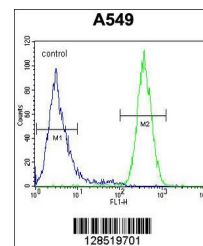
Description	NGRN Antibody
Species/Host	Rabbit
Reactivity	Human
Conjugation	Unconjugated
Tested Applications	FC, IHC-P, WB
Immunogen	This NGRN antibody is generated from rabbits immunized with a KLH conjugated synthetic peptide between 261-290 amino acids from the C-terminal region of human NGRN.
Target	NGRN
Preservatives	Supplied in PBS with 0.09% (W/V) sodium azide.
Form/Appearance	Liquid
Concentration	batch dependent
Storage	Store at 4°C for three months and -20°C, stable for up to one year. As with all antibodies care should be taken to avoid repeated freeze thaw cycles. Antibodies should not be exposed to prolonged high temperatures.
Note	For research use only
Application notes	For WB starting dilution is: 1:1000 For IHC-P starting dilution is: 1:50~100 For FACS starting dilution is: 1:10~50
Isotype	Rabbit Ig
Clonality	Polyclonal
MW	32 kDa
Uniprot ID	Q9NPE2
NCBI	Q9NPE2
Dilution Range	For WB starting dilution is: 1:1000 For IHC-P starting dilution is: 1:50~100 For FACS starting dilution is: 1:10~50
Expiration Date	12 months from date of receipt.



Western blot analysis in A549 cell line ...



NGRN antibody immunohistochemistry analysis...



Flow cytometric analysis of A549 cells (...)