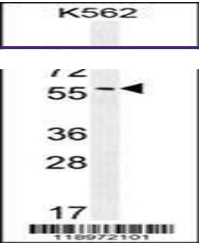

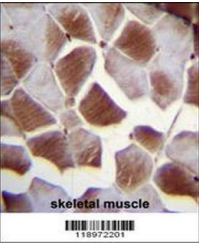

Product Datasheet

EIF2B4 Antibody (orb1270299)

Description	EIF2B4 Antibody	
Species/Host	Rabbit	
Reactivity	Human, Mouse	
Conjugation	Unconjugated	
Tested Applications	IHC-P, WB	Western blot analysis in K562 cell line ...
Immunogen	This EIF2B4 antibody is generated from rabbits immunized with a KLH conjugated synthetic peptide between 146-175 amino acids from the Central region of human EIF2B4.	
Target	EIF2B4	
Preservatives	Supplied in PBS with 0.09% (W/V) sodium azide.	
Form/Appearance	Liquid	Western blot analysis in mouse NIH-3T3 c...
Concentration	batch dependent	
Storage	Store at 4°C for three months and -20°C, stable for up to one year. As with all antibodies care should be taken to avoid repeated freeze thaw cycles. Antibodies should not be exposed to prolonged high temperatures.	
Note	For research use only	
Application notes	For WB starting dilution is: 1:1000For IHC-P starting dilution is: 1:50~100	
Isotype	Rabbit Ig	
Clonality	Polyclonal	
MW	58 kDa	
Uniprot ID	Q9UI10	
NCBI	Q9UI10	
Dilution Range	For WB starting dilution is: 1:1000For IHC-P starting dilution is: 1:50~100	
Expiration Date	12 months from date of receipt.	E immunohistochemistry analysis in forma...