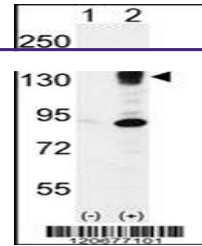
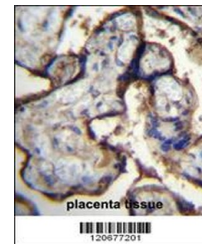

Product Datasheet

ITGA5 Antibody (orb1269744)

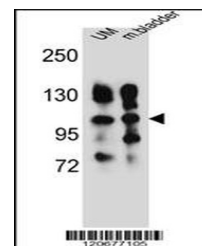
Description	ITGA5 Antibody
Species/Host	Rabbit
Reactivity	Human
Conjugation	Unconjugated
Tested Applications	IHC-P, WB
Immunogen	This ITGA5 antibody is generated from rabbits immunized with a KLH conjugated synthetic peptide between 575-602 amino acids from the Central region of human ITGA5.
Target	ITGA5
Preservatives	Supplied in PBS with 0.09% (W/V) sodium azide.
Form/Appearance	Liquid
Concentration	batch dependent
Storage	Store at 4°C for three months and -20°C, stable for up to one year. As with all antibodies care should be taken to avoid repeated freeze thaw cycles. Antibodies should not be exposed to prolonged high temperatures.
Note	For research use only
Application notes	For WB starting dilution is: 1:1000For IHC-P starting dilution is: 1:10~50
Isotype	Rabbit Ig
Clonality	Polyclonal
MW	115 kDa
Uniprot ID	P08648
NCBI	P08648
Dilution Range	For WB starting dilution is: 1:1000For IHC-P starting dilution is: 1:10~50
Expiration Date	12 months from date of receipt.



Western blot analysis of ITGA5 using rab...



ITGA5 Antibody immunohistochemistry anal...



Western blot analysis in human uterine t...