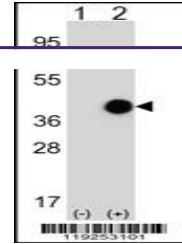
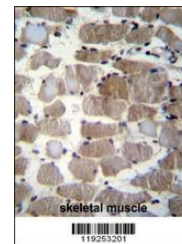

Product Datasheet

CTSK Antibody (orb1269314)

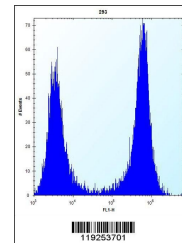
Description	CTSK Antibody
Species/Host	Rabbit
Reactivity	Human
Conjugation	Unconjugated
Tested Applications	FC, IHC-P, WB
Immunogen	This CTSK antibody is generated from rabbits immunized with a KLH conjugated synthetic peptide between 97-126 amino acids from the Central region of human CTSK.
Target	CTSK
Preservatives	Supplied in PBS with 0.09% (W/V) sodium azide.
Form/Appearance	Liquid
Concentration	batch dependent
Storage	Store at 4°C for three months and -20°C, stable for up to one year. As with all antibodies care should be taken to avoid repeated freeze thaw cycles. Antibodies should not be exposed to prolonged high temperatures.
Note	For research use only
Application notes	For WB starting dilution is: 1:1000For IHC-P starting dilution is: 1:10~50For FACS starting dilution is: 1:10~50
Isotype	Rabbit Ig
Clonality	Polyclonal
MW	37 kDa
Uniprot ID	P43235
NCBI	P43235
Dilution Range	For WB starting dilution is: 1:1000For IHC-P starting dilution is: 1:10~50For FACS starting dilution is: 1:10~50
Expiration Date	12 months from date of receipt.



Western blot analysis of CTSK using rabb...



CTSK Antibody (Center E112) immunohistoc...



Flow cytometric analysis of 293 cells (r...